





Model	 =Electric	 =Engine	BT30ERT BT30RT	BT28ERT BT28RT	BT26SERT BT26SRT	BT26ERT BT26RT	BT24ERT BT24RT	BA28ERT BA28RT	BA24ERT BA24RT	
Type	Telescopic Boom Lifts						Articulating Boom Lifts			
Size										
Max. Working Height	30.30m	28.60m	26.70m	26.32m	24.80m	28.10m	24.30m			
Max. Platform Height	28.30m	26.60m	24.70m	24.32m	22.80m	26.10m	22.30m			
Max. Horizontal Reach	22.70m	21.30m	19.20m	18.90m	17.30m	18.80m	16.50m			
Overall Length(Stowed) A	12.25m	11.66m	10.83m	10.82m	10.25m	11.83m	9.83m			
Overall Length(Transport)	11.96m	11.82m	11.12m	10.77m	10.81m	12.03m	10.03m			
Overall Width(Stowed) B	2.50m									
Overall Width(Transport)	2.28m									
Overall Height(Stowed) C	2.89m									
Overall Height(Transport)	2.57m									
Platform Size(Length×Width)	2.44m×0.9m									
Turntable Tailswing	1.61m									
Ground Clearance D	0.41m									
Wheelbase E	2.8m									
Turning Radius(Inside/Outside)	1.87m/3.22m									
Tyres	385/45-28									
Up And Over Clearance							9.14m			
Max. Down Probing Depth							6.61m	4.03m		
Performance										
S.W.L(Unrestricted/Restricted)	300kg/454kg		454kg				250kg	300kg		
Max. Occupants	3						2			
Gradeability	30%	45%	30%	45%	30%	45%	30%	45%	30%	45%
Travel Speed(Stowed)	6km/h									
Travel Speed(Raised)	1.1km/h									
Max. Working Slope	X-5°/Y-5°									
Turret Rotation	360°Continuous									
Platform Rotation	180°									
Jib Movement	130°	135°	130°							135°
Weight										
Overall Weight	18900kg	18400kg	16600kg	16090kg	14300kg	18300kg	17100kg			
Power										
Power Source	 Lithium Battery 520Ah/80V Charger 5kW/80V, 12V				 Diesel Engine Deutz TD2.9 L4 55.4kW					
Hydraulic Oil Tank	165L									

